

## SEA WORDS: ONSET-RIME BLENDING

### MATERIALS

- Sea Words: Onset-rime cards
- Pencil
- Copies of real words / nonsense words recording sheet



### PREPARATION

- Make required number of copies of recording sheet

### HOW TO PLAY

- The child reads the rime aloud.
- The child then says the first initial consonant (onset) and blends it with the rime. Encourage the child to read the word smoothly, rather than reading each sound individually.
- The child then decides if the word is a real word or a nonsense word and records it in the appropriate space.
- Optional: For an additional challenge the child can complete the task listed at the bottom of each rime card. Additional rime families can be practiced using the blank card - simply write your own onsets and rimes onto the shells and bucket.


<b>Real Words</b>	<b>Nonsense Words</b>




Circle the name of something you wear on your head.



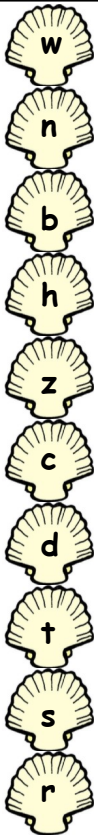
Circle the name of something you can carry your towel and sunscreen in.



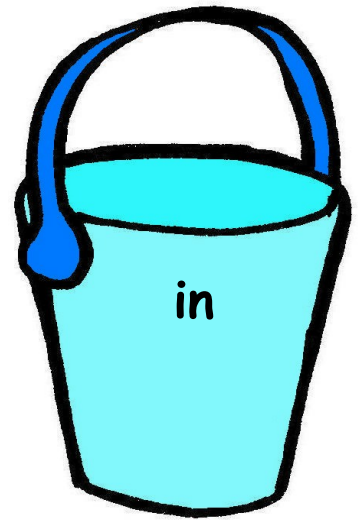
Circle the name of an animal that lives in the sea.





Circle the word that is the opposite of dry.



Circle the name of a vessel that travels underwater.



Circle the name of a part of a shark.





Circle the name of something you do with a spade.

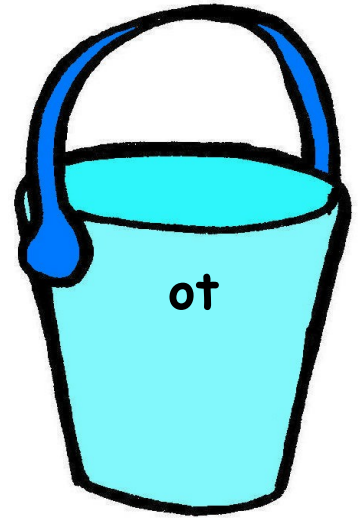


Circle the word that finishes this sentence:

The jellyfish stung me on the ...




Circle the word that means a quick swim.



Circle the word that finishes this sentences:

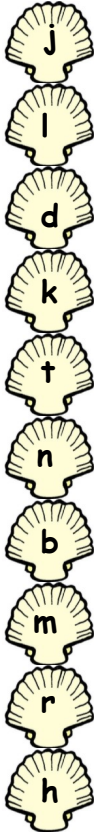
The sun is ...



Circle the name of something you use to go fishing.



Circle the word that means the same as cut.



Circle the word that finishes this sentence:

I ... a hole in the sand.

© Grow Words 2009

Sample page from [www.growwords.com.au](http://www.growwords.com.au)

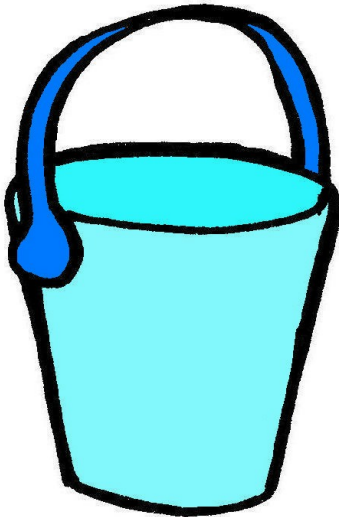



Circle the word that finishes this sentence:

A day at the beach is lots of ...


© Grow Words 2009

Sample page from [www.growwords.com.au](http://www.growwords.com.au)



© Grow Words 2009

Sample page from [www.growwords.com.au](http://www.growwords.com.au)



© Grow Words 2009

Sample page from [www.growwords.com.au](http://www.growwords.com.au)